

《學術英語Power Up》 Unit 1

授課教師：國立中正大學 康惠晴講師

課程名稱：應用英語表達

教學主題：How to describe a poster & flyer?



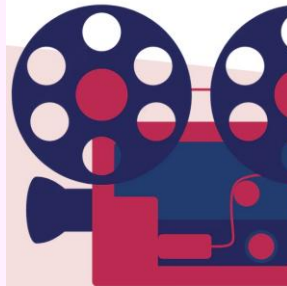
What is a poster/flyer?

- A **poster** is a large printed notice, picture, or photograph, used to **advertise something** or as a decoration
- A **flyer** is a printed advertisement or announcement, often used to **promote events, sales, services, or causes**.

Group discussion: Look at the poster, find out the answers to each question, and write down your answers on the whiteboard.

English Short Video Contest

World Wow:
It's Your Show Time



**Express your unique cultural
perspectives and creativity in a 60-
second video!**

Submission date: ~ May 1st

Contact: CCU EMI Resource Center


Email: ccucls.emi@gmail.com

1. What is the poster about?
2. When is the event held?
3. What do participants need to do to join the event?
4. If you have a question, who can you contact with?

Group discussion: Discuss with your group members, and the instructor will have one group share your description with the class.

Scenario: You are a student representative of the Center for Language Studies of CCU, and you are promoting the short video contest to encourage students to take part in it. Try to describe the poster to students.

English Short Video Contest
World Wow:
It's Your Show Time



**Express your unique cultural
perspectives and creativity in a 60-
second video!**

Submission date: ~ May 1st

Contact: CCU EMI Resource Center
Email: ccucls.emi@gmail.com

Group discussion: Fill in the correct function of each element.

a. Information includes website, phone number, email, or social media links	b. Serves as the main purpose of a poster
c. Encourages the viewers to take action	d. Easy-to-read information & key points only


Part of poster description	Element	Function
Introduction	Headline/title	
Main/Key features	Text/message	
	Call to Action (CTA)	
	Contact information	

Structure of describing a poster

Part of poster description	Element	Function
Introduction	Headline/title	Serves as the main purpose of a poster
Main/Key features	Text/message	Easy-to-read information & key points only
	Call to Action (CTA)	Encourages the viewers to take action
	Contact information	Contact details such as website, phone number, email, or social media links

Useful phrases for INTRODUCTION

- **Look at** the poster about...



Used to get the
attention of your
listeners.

- The poster **highlights** the upcoming event/campaign

- The poster is **designed to promote**...

- The poster **provides important information** about...

Useful phrases for MAIN FEATURES/KEY FEATURES

Talking about the **time/place** of a specific event

The _____ will **take place/be held** at + place on + time/date

Moving to a **specific side** of the poster

- Take a look at the _____, **which says that** + clause

- **Locations:**

top right/left corner


bottom right/left corner

center

Used to talk about where a certain key point is

Group discussion: Complete the following passage based on the poster and write down your answers on the whiteboard.

English Short Video Contest
World Wow:
It's Your Show Time



**Express your unique cultural
perspectives and creativity in a 60-
second video!**

Submission date: ~ May 1st

Contact: CCU EMI Resource Center
Email: ccucls.emi@gmail.com

Look at this poster about the short video competition. The poster 1)_____ the upcoming competition. The competition will 2)_____ 3)_____. Please take a look at 4)_____ of the poster, which says participants need to submit a 60-second short video. If you have any question, you can contact the CCU EMI Resource Center at ccucls.emi@gmail.com.

Complete the following passage based on the poster

Introduction of the
poster

Look at this poster about the short video competition. The poster
highlights/is designed to promote/provides information
upcoming competition. The competition will take place/be held until May
1st at CCU. Please take a look at the center of the poster, which says
participants need to submit a 60-second short video. If you have any
question, you can contact the CCU EMI Resource Center at
ccucls.emi@gmail.com.

Time & Place

Specific side/part of the
poster

It's your turn!



YOU WILL HAVE 40 SECONDS TO
PREPARE AND 40 SECONDS TO
DESCRIBE A FLYER.

Preparation time

Scenario:

The Student Union of your university is organizing a Welcoming Camp for freshmen. Here is the flyer about the event. Please summarize the main points shown in the flyer.

FRESHMEN WELCOMING CAMP

Held annually by the **Student Union**, the Freshmen Welcoming Camp provides a great opportunity for all freshmen to get to know each other at the beginning of their first school year.

Dates: September 7–8

Join this two-day camp to make new friends and have fun.

Location: Shangrila Leisure Farm

Camping equipment is **available** at the **campsite**¹. Pack lightly. A few personal **belongings** will do.

Major Activities

- **Setting up your own **campsite****²
Put up tents in groups and learn about **survival** skills.
- **Barbeque**
Start a campfire to enjoy cooking outdoors.
- **Campfire night**
Enjoy talent shows and team-building games around the campfire.
- **Beach clean-up**
Make an effort to protect the ocean habitat.
- **Harvesting on farms**
Experience the hard work of farmers.

Scan to sign up



Response time

Scenario:

The Student Union of your university is organizing a Welcoming Camp for freshmen. Here is the flyer about the event. Please summarize the main points shown in the flyer.

FRESHMEN WELCOMING CAMP

Held annually by the **Student Union**, the Freshmen Welcoming Camp provides a great opportunity for all freshmen to get to know each other at the beginning of their first school year.

Dates: September 7–8

Join this two-day camp to make new friends and have fun.


Location: Shangrila Leisure Farm

Camping equipment is **available** at the **campsite**¹. Pack lightly. A few personal **belongings** will do.

Major Activities

- **Setting up your own **campsite****²
Put up tents in groups and learn about **survival** skills.
- **Barbeque**
Start a campfire to enjoy cooking outdoors.
- **Campfire night**
Enjoy talent shows and team-building games around the campfire.
- **Beach clean-up**
Make an effort to protect the ocean habitat.
- **Harvesting on farms**
Experience the hard work of farmers.

Scan to sign up





Class Dismissed!

